

Society for the Preservation of  
HUDSON VALLEY  
VERNACULAR ARCHITECTURE



AUGUST 2006

NEWSLETTER

Vol. 8, No. 8

**From the Editor...**A two-day Barn Repair Workshop is being planned for Saturday and Sunday, August 12 & 13, at the Palatine Farmstead barn, 9AM to 5 PM, Route 9, Rhinebeck. The Wagon Doors will be completed and preparations for roofing the 800-square-feet with tin will be made. We had hoped to find some reused tin or some at cost but to date no luck. Let us know if you know of such.

Our third-Saturday of the month meeting, August 19, will begin at the Bevier House Museum at 10AM and will go from there to see the DePuy/DeWitt 18<sup>th</sup> century stone house in Wawarsing. About which Helen W. Reynolds illustrated and wrote in her classic Dutch Houses book of 1929, page 251, "The house was a frontier dwelling, subjected to raids by Indians and Tories. It had few doors and windows and affords direct evidence of the hardships experienced by the pioneers in the valley of the Rondout."

On Saturday, September 23 a barn tour is being organized by the Winakee Land Trust of Dutchess County to raise preservation funds. One building of special interest will be the Stewart barn in Red Hook (RH-12) that has been the subject of controversy. It is a three bay side entrance barn, what is often called an English barn but its frame has many Dutch features and its rafter system is unique, but related to the

*(continued on page 6.)*




DePuy/DeWitt House, Wawarsing,  
Ulster Co., NY  
early photograph, plate 68,  
Dutch Houses in the Hudson Valley  
Before 1776, by Helen W. Reynolds

**The VP Message:**

Thanks to all who attended and supplied food and drink for HVVA's picnic. A special thanks to the homeowners who invited us to study their historic structures, without the generosity of private individuals HVVA could not perform its task. Our next meeting is scheduled for August 19th, we will gather at the Bevier House Museum on Route 209 in Stone Ridge. The morning meeting will start at 10:00 am. Then continue on to the Depuy/Dewitt House, home of HVVA member, Rosemarie McBride, further south on route 209 in Wawarsing. Please remember our meetings are open to all our members, if you read this newsletter, we would like to see you at the meeting. HVVA is currently going through a bit of a growth spurt and would love to involve more of the membership in planning for the future. If you own an early house or barn and would like it to be part of a study tour please contact one of the board members to schedule a date. There is also opportunity to work with the "Dutch farmstead survey" which we are hoping will commence shortly, as the plan stands it should be complete by 2009. The Dutch Barn Preservation Society is the lead agency, but HVVA members are encouraged to help complete this daunting task. We await the DBPS's survey form and instruction. Further information will be shared as it filters down to us. -

Rob Sweeney, HVVA Vice President

**FROM THE JOURNAL** ===== 

**Thursday, July 6** I went with Craig Vogel to examine the Salsman barns in Rhinebeck and registered them:

Moved and modified Dutch barn with sawn frame addition  
 \_\_\_/Thomson /Cookingham /Salsman (NY/Dut/Rhi/27)  
 Rhinebeck, Dutchess County, NY  
 N 41°55.657 W 073°53.706, elevation 257-feet

This 4-bay Dutch barn on the Landsman Kill measures 34-feet square and has 3-part wagon-doors at only one end with forged strap-hinges. Evidence in the door posts indicates it originally had key-hinges. The hewn rafters are pinned at the peak and have bird-mouths at the wall plate. One internal anchorbeam measures 12x15-inches with un-wedged extended tenons and the column measures 8x12-inches, both of white oak. I could find few carpenter's marks. The frame has many scribe rule features but I would estimate its original construction date as circa 1800-1820.


In 1863, according to lamp black writing on the original side entrance wagon-doors, that were moved to the side of the addition when sliding doors were installed, the Dutch barn was reconstructed as a two-story ramp-barn. At this time a dirt ramp was built on the left side of the barn. The frame was then reconfigured, bent 3. was moved back by about 6-feet to enlarge the second bay. The Dutch barn may very well have come from another farm. An 1877 Thomson map of the farm shows the house but no barns.

The present owner, Tremper Salsman, recalls the story told him by Joe Cookingham, that when he was 3-years old, in 1899, he recalled seeing the barn constructed and despite a spanking from his mother, returned again to view the work.

Originally, light sheaves of grain were stored above the anchorbeams in the Dutch barn to dry on mow poles 12-feet above the threshing floor. Now a strong floor was built where wagons would unload heavy loads of loose hay into the mows to feed the animals, especially horses and cows, in the level below. One of the beams used to support this floor is the anchorbeam from bent 4., with its tenons intact, a feature that shows the barn had been disassembled.

The 24-foot square two-level circular-sawn frame was added off the back probably during the 1899 construction. There is an 1897 inscription on the stone retaining wall, and a shingle from the roof of the Dutch barn, dated 1899, was discovered near the ridge of the barn in 1999 when the present standing-seam metal roof was constructed by a roofer from Vermont. Two light plank trusses were installed at this time to strengthen the roof and support the cupola. This roof and work that Tremper Salsman has done to maintain and repair the barn have stabilized it and its unaltered condition makes it an important artifact. Tremper's memories of the families and farming of this area of Rhinebeck should also be preserved.

Of special interest to this observer were the two barrack plates re-used in the back wall of the Dutch barn. We made an appointment to document them on the next Tuesday.



**The Salsman 4-Bay Dutch Barn  
 converted to a Side Entrance Ramp Barn  
 Rhinebeck, Dutchess County, NY**  
 photograph by Patsy Vogel

**Saturday July 8** A bunch of HVVA members manned a long table with books, pamphlets and object of curiosity aside Bob Eurich's stone house on the crowded main street of the Village of Hurley (Nieuw Dopf), the second Dutch settlement in Ulster County and important in its early history. Throughout the day we met lots of old friends and historic home owners, sold a good quantity of books and acquired some new members. Hurley Stone House Day is a well attended annual event, 2<sup>nd</sup> Saturday in July, just a couple of miles from the Bievier House Museum where some HVVA members are working.

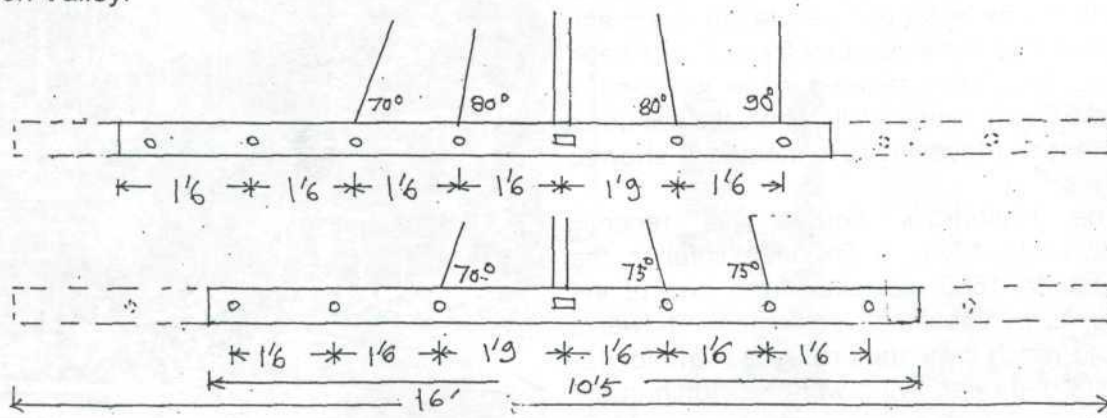
The \$10 ticket to tour a dozen historic stone houses in and around the village supports the new Village museum with lots of interesting and informative displays of artifacts, documents, furniture and early photographs.

**Betty Josette Mosny  
in the outskirts of Auxerre, France**

Betty, an HVVA member from Rhinebeck, brought along a photograph of herself as a child in the late 1940's. She recalls her childhood in the stone house shown in the photograph behind her, a cistern in the cellar with a pump in the kitchen and one light bulb, a fire in the fireplace when they could find wood. She feels an affinity with the small stone houses of the Mid Hudson Valley.



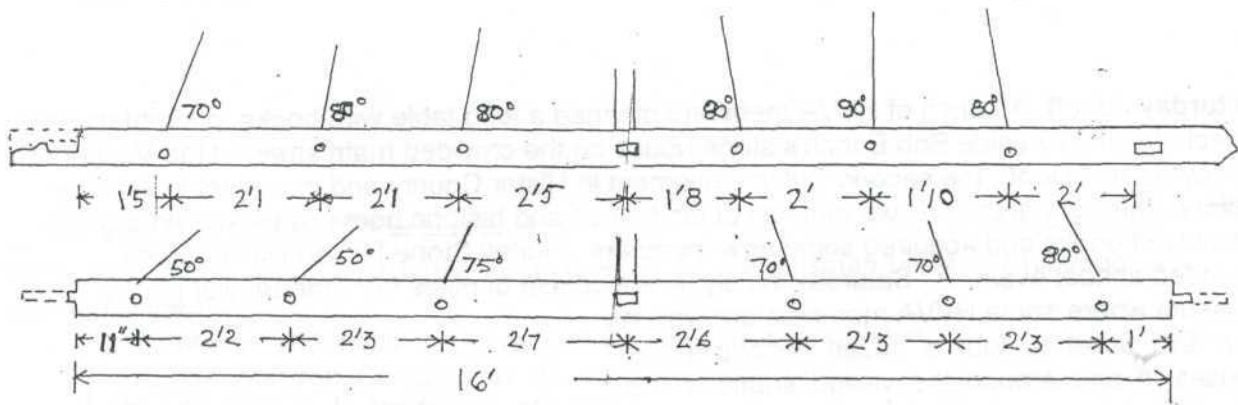
**Tuesday July 11** I returned to the Salsman farm (Rhi-27) in Rhinebeck with Bob Hedges to measure the 10.5-foot long sections of re-used barrack plates. Because of their placement as studs in the end wall and the large amount of objects stored against the wall it was difficult to get good angle measurements on all of the rafter holes. What is unusual is the close spacing of the rafters and the use of eight minor rafters per side. It had been speculated that this was possible but to date only plates with six minor rafters had been found in America. Four minor rafters are common in The Netherlands but on large barracks there can be more. The Salsman plates measure 5 by 6-inches which seems to be a common dimension for 16-foot plates. The front-views of the following four barrack plates are among the most complete known in The Hudson Valley.



**Two 10'5" Long Fragments of Barrack Plates Reused in  
The Salsman Farm Dutch Barn, Rhinebeck, Dutchess Co., NY (Rhi-27)**

These plates show that 16-foot barracks sometimes had 8 minor rafters per side.

4.



#### Two Complete Barrack Plates Used as Mow-Poles in The Dressel Farm Dutch Barn, New Paltz, Ulster Co., NY (NP-7)

These plates have the more usual 6-minor rafters per side. They are the only examples known to retain evidence of their through mortise and tenon joining. These examples show a great variety in the spacing of rafter holes.

In the afternoon I went with Patsy and Craig Vogel to re-visit the Feller/Dahlberg House (RH-24) in Red Hook, that was reported on in the last newsletter. The roof evidence that seemed to indicate the kitchen wing was built later seemed less certain on this viewing and what can be seen of its framing suggests it is an earlier building as the owner had been told. However, Bob Hedges suggested it may appear older because it was built by Dutch carpenters while the Federal center-hall house was built by other carpenters using more up-to-date American methods of timber framing. The kitchen's large fireplace and bake oven, tall ceiling and placement of its boxed beams makes it feel like it was built as a kitchen.

One feature that reflects the life-style of its original owners, and one found often with attached kitchens, is that there is no access from the kitchen loft into the house loft because the living space for the servants or slaves who worked in the kitchen were separated from the family, who, by the end of the 18<sup>th</sup> century were moving into bed rooms in the half-story loft of the house. This servant-class may also account for the narrow enclosed stairs in the kitchen.

**Friday, July 15** We received a call from Linda Pate, architectural curator at the Huguenot Historical Society, in New Paltz, Ulster County. She told us that the side stone wall of the Jean Hasbrouck house had just been taken down and that parts of two early window frames had been discovered. They were re-used in the 19<sup>th</sup> century as headers in the stone wall, when the windows were changed. Eleven HVVA members showed up (\*).

The Hasbrouck house was recently dendro-dated to 1721. A fireplace lintel in the cellar dated to 1680, certainly from one of the early houses in this small settlement of twelve families of French protestant refugees who for 15- or 20-years had been living with the Dutch in the Esopus, an area with creeks that flowed north to Saugerties and west toward the upper Delaware River. They thought that if they moved south to the Wallkill, a creek that flows north out of New Jersey, they might escape the Dutch and preserve their language and culture more.



#### The Jean Hasbrouck House, 1721 New Paltz, Ulster County, NY

Behind a protective tarp, the story-and-a-half stone wall has been removed, each stone identified to be replaced in its original position. The 2-foot thick field-stone wall had failed because of years of water damage.

Archaeology is being done across the street from the Hasbrouck house by Joe Diamond and his crew of students and enthusiasts. It has uncovered a line of post holes, what Joe believes was a temporary post-in-ground French style log cabin.

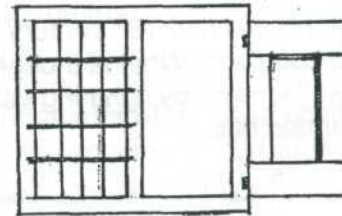
Many of the Huguenots had been refugees in northern Germany prior to coming to the New World and may have brought with them some circa 250-pound 5-plate cast-iron stoves with biblical scenes on the sides and front. These non ventilating stoves had been cast and used in Germany for more than 150-years. To date, no evidence has been found for their use in 18<sup>th</sup> century Dutch houses to the north in Albany or Rensselaer. Why the Dutch did not bring with them their 6-plate ventilating stove remains a mystery. The artist Rembrandt had one in his studio but we do not know how widely it was used in 17<sup>th</sup> century Netherlands.

The Hasbrouck house is unique in its plan yet very New World Dutch in its construction. It is a four-room center-hall house with a full cellar and a large, two-level, unfinished half-story loft. Three of the four main-floor rooms had jambless fireplaces. The fourth room had a 5-plate stove attached to the back of the adjacent fireplace. This was the *stube* (stove room). They remained popular into the 1760's over a wide area of the northeast eventually being manufactured in Pennsylvania circa 1724.

On our tour through the house, the group deduced that the back hall door was a reused and enlarged interior door replaced in the 19<sup>th</sup> century. There was some debate about the infill in the interior walls. A small window displaying the interior construction of the wall was left in the hall. It is horizontal riven (split) wood-lath with mud and straw. They are set in holes rather than groves and I am not clear on how it is done.

At the nearby workshop the window parts are being kept while the stone wall is rebuilt, each exposed stone in its original position. It is awaiting an eventual decision of what windows to put back in the wall as it is being reconstructed. John Stevens and Bill McMillen each measured and documented a frame. Both for many years have documented and recorded the fragments of early windows that are occasionally uncovered. Bill first began in the 1970's in preparation for the restoration of the 17<sup>th</sup> century *Voorlezer* (Teacher) House on Staten Island. Both have a large data base on glass and opening sizes. They look for the carpenters scribe marks and drill bit types.

The survival of the two window headers and center mullions give enough evidence to reconstruct the original loft windows which were *bolkozijn*, each with two openings one with a fixed glazing of leaded glass and the other a shutter. John Stevens describes these as "something of a reversion to the late medieval period in Europe" where window openings were protected only by shutters.



*bolkozijn*



**John Stevens  
and Bill McMillen  
examine rare leaded window  
sash in the Huguenot Historical  
Society Collection**  
photograph by Jim Decker



**Jim Decker  
Photographs Window Frame Parts**  
photograph by John Stevens



**Bill MacMillen  
documents parts of widow frames**  
photograph by Jim Decker

(\*) Jim Decker, Dawn Elliot, Bob Eurich, Neil Larson, Bill McMillen, Peter Sinclair, Marion & John Stevens, Ian Stewart and Rob Sweeney,

6. **Saturday, July 15** Rob Sweeney, HVVA Vice President, held a lunch-gathering at his stone house, a Ten Broeck tenant house in the Town of Ulster, Ulster County on old Route 32. It was well attended by over 20-people and was preceded by visits to two other 18<sup>th</sup> century stone houses.

The first house visited was the Jan Ousterhoudt stone house in Saugerties just up the road. The present owners James and Patricia Rue have lived here 40-years and feel right at home. The crowd did not examine the interior but judged the house's original configuration and changes entirely from evidence in the exterior stone work. John Stevens saw beams in the south entrance hall that were hewn square and sawn in half. There is an Ousterhoudt family date stone of 1809 in the east side-wall but this seems to date the addition. The original mid 18<sup>th</sup> century one-room house to the north, it was speculated, had a side entrance and a jambless fireplace. It was dated in-part by the change in the stone work from irregular mixed field stone to worked white limestone. No original window frames survive but there was evidence in the stone work of a narrow casement beside the jambless fireplace.



**Jan Ousterhoudt House, Flatbush  
Saugerties, Ulster County, NY**  
photographs by Jim Decker

The barn is a mid 19<sup>th</sup> century large (circa 40- by 60-foot) three-bay side entrance ramp barn in good condition. What is thought was the original and small wood frame house that stood next to the well was hit by lightning years ago and burned to the ground. No pictures and few memories remain of it.

---

*(From the Editor, continued)*

Dutch major-minor system associated with thatch. The more people who would look at this building, the better. A small group plan on documenting the barn in the afternoon. It is associated with a stone house that will also be open. If you would want to help in documenting the building let us know or come by.

Rob Sweeney called my attention to Harrison Meeske's writing on thatch, page 184-188, of his book, The Hudson Valley Dutch and Their Houses, and gave me a copy of Thomas Chambers's circa 1660 court case against two men for taking, "reed off the plaintiff's land without his knowledge, and which he himself needed, and requests justice."

No judgment is given but in other cases that year they are paying off with sheppels of wheat and wampum beads.

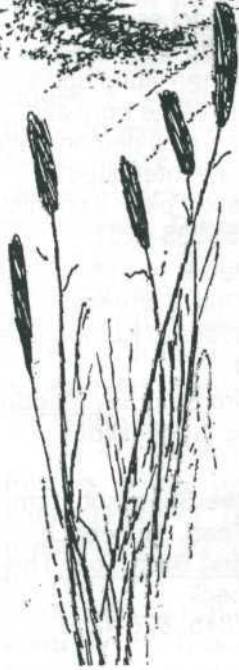

Harrison uses the Chambers case to suggest that "reed" was harvested here in November and he includes some messy descriptions. A few of us have lately been looking for stands of "reed" and I have been polishing up my knee high rubber Wellington boots in preparation.

Peter Sinclair, Editor  
West Hurley, Ulster County, NY

**The Moses Yoeman House, Ponckhockie,  
Kingston, Ulster County, NY**

illustration from Pictorial Field Book of  
the Revolution, by Benson Lossing, 1855  
Volume 1, page 388

Lossing's illustration shows the house before it was  
Victorianized with its present façade dormers.



We left the Esopus Valley and next  
drove to Ponckhockie a neighborhood  
near the mouth of the Rondout Creek  
where it empties its Catskill Mountain

water into the Hudson River. This stone house has a reputation of being  
the first burned during the 1777 conflagration.

British troops landed here to destroy the Village of Kingston, located a few  
miles inland. They did not know which way to go so they captured a black  
slave of the house, and forced him to be their guide.


Kevin McEvoy & Barbara Epstein, the present owners of the  
house, recount a story that claimed the fire was quickly extinguished and  
little damage occurred. Some in the present crowd of experts felt the  
house had been built probably 10-years before the British came. It was  
most likely built in one section. The basement kitchen has a hearth and  
along side it is an old double casement window (*bolkozijn*) with nice board  
shutters attached with H-L hinges. This once common window style is now  
quite a rare find.

The house is associated with a mill site on a stream now less fluid,  
while the future city of Kingston grows up around the Moses Yoeman  
House and plans are in the works for some large waterfront development,  
the owners have recently listed the house on the State and National  
Registers as a means to call attention to the fragility of the historic  
surroundings.

What to make of this house? The woodwork looks third quarter of the 18th century, the mantel  
is very "English". Does this woodwork predate or postdate the incineration of the house by the British?  
Or was this house actually burned at all? How to determine this? As with many of these Anglo-Dutch  
houses, there are quite Dutch features, like the mullioned window in the basement.

Bill McMillen was sure it always had double-hung sash- I am not so sure. I am intrigued by the  
first floor joist pattern, which is parallel with the front wall, and the second floor joists which are quite  
small and never intended to be exposed. They are parallel to the end walls. There is stuff going on in the  
house that at this point we cannot fully comprehend! The front door, showing panels on the exterior,  
and a lining of horizontal boards on the inside is typical of late 18th century work, including on Long  
Island.

John Stevens. *E-MAIL*



**The Moses Yoeman House, Ponckhockie,  
Kingston, Ulster County, NY**

photographs by John Stevens

## HUDSON VALLEY VERNACULAR ARCHITECTURE

Is a not-for-profit corporation formed to study and preserve vernacular architecture and material culture. The following people are the trustees and officers of the society.  
.....

**Jim Decker**, President  
Wallkill, Ulster County, NY  
(845) 895-3272 <jdeck@frontiernet.net>

**Robert Sweeney**, Vice President  
Town of Ulster, Ulster County, NY  
(845) 336-0232 <gallusguy@msn.com>

**Peter Sinclair**, Treasurer, Editor & Past Pres.  
West Hurley, Ulster County, NY  
(845) 338-0257 <hvvernar@netstep.net>

**Paul Spencer**, Past President and trustee.  
Ancramdale, Columbia County, NY  
(518) 329-2616 <spencer212@aol.com>

**John Stevens**, Senior Architectural Historian  
Huntington, Long Island, NY  
(631) 239-5044 <dutchjam@optonline.net>

**Maggie MacDowell**, Secretary  
Gardiner, Ulster Co., NY;  
(845) 255-2282 <mamacdowell@hvc.rr.com>

**Joyce Berry**, HVVA.ORG Webmaster  
St. Johnsville, Montgomery Co., NY  
<ajberry29@hotmail.com>

**Todd Scheff** trustee  
Germantown, Columbia County, NY  
(518) 537-6993, <ctscheff@valstar.net>

**Bob Hedges** trustee  
Pine Plains, Dutchess County, NY  
(518) 398-7773 <rmhedges@taconic.net>

**Conrad Fingado** trustee  
Pleasant Valley, Dutchess County, NY  
(845) 635-2714 <cfrestoration@hvc.rr.com>

**Mike Barberi** trustee  
Germantown, Columbia County, NY  
(518) 537-6435 <universal12526@yahoo.com>

**Dennis Tierney** trustee  
Wappingers Falls, Dutchess County, NY  
(914) 489-5262

**Alvin Sheffer**, Past President and Historian  
Germantown, Columbia County, NY  
(518) 828-5482 <awsheffer@aol.com>

### Hudson Valley Vernacular Architecture Newsletter

is available with a  
**\$20** membership.  
\$15 for students and the poor

Mail to: **HVVA**  
**P.O. Box 202,**  
**West Hurley,**  
**NY 12491**

(845) 338-0257

<hvvernar@netstep.net>  
<http://www.hvva.org>

## COMING EVENTS 2006=====

**Friday, August 11** Town of Ulster, Ulster County, NY

### Documenting the Lem Boice Stone House

For information contact: Rob Sweeney (845) 336-0232

**Friday, Saturday & Sunday August 11, 12 & 13**

Friday 5PM at the Marriot Hotel, Islandia, Long Island for a Two-day tour of Long Island water and wind mills organized by the **Society for the Preservation of Old Mills (SPOOM) Northeast Chapter.**

For information contact: Thomas Glick, (508) 429-2158

**Saturday-Sunday, August 12-13, 9-5 PM** at the

Palatine Farmstead, Route 9, Rhinebeck, Dutchess County, NY **A Two-Day Barn Restoration Workshop** will be held.

This will complete the work of restoring the harr-hung doors of the 1770 Dutch barn, continue the restoring of the front end and preparing for a metal roof. Lunch will be provided and fun is guaranteed. If you have suggestions or are interested in participating or supporting the barn restoration please contact HVVA and we will keep you informed. (845) 338-0257

**Saturday, August 19, 10AM** at the Bevier House, 2682


Routed 209, Marbletown, Ulster County. Third Saturday **Meeting of HVVA and Tour** of historic houses in Kerhonkson to the southwest along the Old Mine Road.

**Saturday, September 16, 10AM** Third Saturday **Meeting of HVVA and Tour** place to be announced. Suggestions welcome.

**Saturday, September 23, 10AM** at the Sepaskot Farm,

781 Route 308, corner of Cedar Heights Road, Rhinebeck, Dutchess County, NY. **Winakee Land Trust Barn Tour** This will include barns in Red Hook and Rhinebeck.

For information call: Winakee Land Trust (845) 876-4213



**Someday in November**  
somewhere in the Mid-Hudson  
Valley HVVA **Reed Cutting**  
**Expedition** for Thatch bring  
knives and rubber boots.

**Four Pole (roden)**  
**Hay Barrack (kapberg type)**  
**Demonstration Scale Model**  
**1.5-inches to the foot**  
**combining Old and New**  
**World design.**

